

Mount Hope Church

Missions Trip Manual

Ask me, and I will make the
nations your inheritance...Psalm 2:8



TABLE OF CONTENTS

Introduction to MHC Missions

MHC Missions Structure	5
MHC Philosophy of Missions	5
3 Kinds of trips	6
8 Steps to Your Missions Trips	10

Practical Preparation

Monetary Needs	12
Sample Fundraising Letters	13-15
Connection Between Prayer & Raising Support	16
Health & Safety	17
Packing List	18-19
Dress Code	20
Scriptures to Meditate on	21

Spiritual Preparation

Devotions & Prayer	23
Journaling	23
Goals	24
Telling Your Story	26
Personal Testimony Worksheet	27
Sharing Your Faith	28
The Power of Prayer Partners	28
Attitude	29
Experiencing a Different Culture	29
10 Tips for Cross-Cultural Communication	30

Spiritual Warfare

The Reality of Spiritual Warfare	32
Truths About Spiritual Warfare	35
4 Principals of Spiritual Warfare	38
The Authority of the Believer	39
Daily Confessions	43

MISSION & VISION

Our Vision is to reach all of Grand Blanc, Genesee County, and the world with the life-changing Gospel message of Jesus Christ. Motivating, teaching and empowering Christians to Know God intimately, live victoriously, and to grow up spiritually.



*“Go into all the world and preach
the gospel to all creation.” Mark 16:15*



SINGAPORE

E8

GUANGZHOU

Intro to MHC Missions

LUANG PRABANG

C1A

LONDON

E10

TAIPEI

G1A

FRANKFURT

C10

HONG KONG

E2

MOUNT HOPE CHURCH MISSIONS STRUCTURE



OUR PHILOSOPHY OF MISSIONS

Acts 1:8 *“But you will receive power when the Holy Spirit comes on you; and you will be my witnesses in Jerusalem, and in all Judea and Samaria, and to the ends of the earth.”*

Our Jerusalem - Grand Blanc and Genesee County. This includes all the different ministries within Mount Hope as a local church congregation. Touching the area we live in.

Our Judea - From Grand Blanc to Genesee County into the rest of Michigan.



Our Samaria - Providing support throughout the entire United States of America.

To the ends of the earth - Extending our local arm of ministry throughout the entire world.

3 KINDS OF TRIPS

Our mission trips fit into these three categories. Some trips may combine elements from each.



OUTREACH

Outreach trips are designed with the purpose of evangelism in mind. On outreach trips we will go into the streets, schools, churches, parks and plazas bringing the Gospel to a lost and hurting world.

Don't worry, you don't have to be Billy Graham to be effective on these trips. You just have to have a willing heart to love on people, share your story, and step out of your comfort zone. We will provide you with all the training you need so that you are ready to take the message to the world.

In the Past we have done Outreach trips to Kenya, Honduras, Ghana, Columbia, Belize, Alaska, Scotland, Haiti and others.



CARE

Care Trips are a great way to “get your feet wet” so to speak, if you are new to missions work. On a care trip we go with the specific mission to be a blessing to a specific group or organization. Sometimes this could include working with and loving on children in an orphanage or providing relief to the hungry and homeless.

We have organized care trips to the Canica Orphanage in San Marcos, Guatemala and to the Gulf Coast for Hurricane Katrina relief.




CONSTRUCTION

Construction Trips are “built” for the purpose of improving, renovating or building for a particular church or missions organization. We have helped build churches, renovated ministry headquarters, and built playgrounds and bunk beds at orphanages.

You don't have to be a licensed contractor to go on these trips (although that's a bonus!) Sometimes the work may be as simple as painting, building shelving or cleaning.

Construction trips have included work in Scotland, Slovakia, Hungary, Guatemala and Venezuela, to name a few.


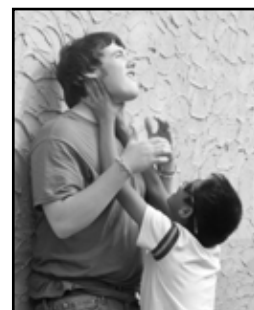


For there is no other name under heaven,
given among men, by which we must be saved.


Acts 4:12



A mission trip can change **YOUR** Life



AND **the lives** of others!





Practical Preparation

8 STEPS TO YOUR MISSIONS TRIP

1. Start fundraising

You can find many great resources here in this manual. In addition there are also many resources to be found online to help you raise funds for your trip. Here at Mount Hope Church most of your fundraising will be done on your own. There may be some organized fundraisers that you can participate in as well.

2. Turn in your \$150 deposit

Your deposit goes towards the cost of your trip and lets us know that you are committed to going to the field. This deposit is non-refundable. Your deposit will keep your mission account active but you must understand that your spot on this trip is not guaranteed until the entire trip cost has been submitted before the proper deadlines.

3. Apply for your passport

Passports are required for all trips outside of the United States. If you do not already have a passport start this process immediately. It can take 6-8 weeks. Check with the Post Office for an exact price. To obtain a passport, you will need a certified birth certificate (not the hospital record), two passport photos, and a driver's license. In addition, you will need to pick up a passport application from the post office and turn in the requested information to the postal clerk for processing with the US Passport Agency. For further information on passports, check out <http://travel.state.gov/passport/index.html>. Visas may be required— this will be discussed in team meetings. If you currently have a passport make sure that it doesn't expire before your trips end date.

4. Make sure you receive the schedule of target dates & deadlines for your trip

5. Pay for your airfare

This date is several months before your launch date and will be approximately half of the remaining trip cost, depending on where the trip is to. Once airline tickets are purchased that money is non-refundable.

6. Attend all pre-trip meetings

These meetings will give you all of the information that you need; provide the support of your team mates, inform you of the cultural and practical trip information, and train and equip you with the needed skills to be a success on your trip.

7. Turn in all forms and paperwork

You must have all of your paperwork turned in, in order to go on a Mount Hope Church missions trip. This includes: Emergency and Release forms, Notorized Parental Consent form (for those under 18 years of age), a signed copy of our Rules & Guidelines.

8. Pre-trip prep and spiritual preparation

You will find information regarding the preparations you need to make in the remainder of this manual.

Other Requirements: Check with your team leader to stay updated of any other requirements that you need to complete before the 100% deadline.

I want to go on a missions trip but...



**“I’ve
Never
Traveled
Overseas.”**

Awesome! What better way to experience overseas travel than with a missions team!

Every team is led by an experienced leader who will prepare you each step of the way. Your team will meet regularly in the months prior to your trip. You’ll be told what to pack, what shots you’ll need, how to get a passport, and even what to expect cross-culturally. You will grow in your faith as you obediently take this next step.

**“I don’t
have
the money.”**

Where God guides, He provides.

As you pray about going, God will lead you in decisions on how to save and earn money, and how to ask for support from friends and family. He will also surprise you with financial support from people and places you would never have imagined.

**“I’m not
sure what
I can do
or have to offer.”**

What are your talents? Use them to reach the world.

Can you smile, play with children, pray and/or care about the lost? Your presence and prayers can make a huge difference in parts of the world where people are broken, lost and in need of Christ. Additionally, your pre-trip training will equip you for mission trip activities.

MONETARY NEEDS

Fundraising is a major part of your short-term missions trip. Don't let money keep you from going... God is waiting for an opportunity to show you just how big He is!

Here are some costs that are your responsibility and are separate from the cost of the mission trip:

Your Trip Cost Includes:

Airline ticket, hotel accommodations out-of-country, transportation, 3 meals (and water) a day.

Costs Not Included:

Passport and/or visa, vaccinations, meals in the airports, snacks & souvenirs, internet cafe, items you may have forgotten to pack.

Currency Exchange

Money will be exchanged by the group leader, the missionary, or by yourself at a money exchange or at the airport. We suggest that you bring only enough cash to cover shopping and personal expenses. Travelers checks can be very hard to change, if not

impossible. Keep your money with you at all times. A money belt or a neck pouch will come in very handy. Your team leader will let you know when and where money will be exchanged.

Deposit & Balance

A \$100, non-refundable deposit is required with the application. In addition, the balance of the trip cost is due before the departure of your trip. You will receive a list of all dates that trip payments are due. The deposit will apply to the balance of your trip cost.

All money for airfare must be turned in before tickets are purchased. Your leader will announce in advance when the tickets will be purchased.

Travel Tips

- NO JOKES of any kind about safety or security issues in the airport.
- Take a money belt or neck pouch to keep cash, passports, and other important items.
- Always carry prescription medications in their original pharmacy-supplied bottle.

- When packing toilet paper, remove the cardboard center. It will flatten and require less space.

- If you carry detergent, buy small packets and keep them in their original container.

Otherwise, customs may open your bag and find a baggie of suspicious white powder!

- Pack a small sewing kit with a few safety pins.

- Use travel size shampoos.

- Avoid taking wrapped gifts.

Airport security has the right to open them.

- Wear comfortable clothes and shoes while traveling. Be sure to bring something to cover up with (even if your trip is in the summer) in case the airports or planes are cool.

- Don't bring any knives, fireworks, scissors, toys resembling weapons, or liquid corrosives.

- Remove your toiletries, food items and other items from their boxes and pack in zipper seal bags.

Why People Give

- Others give when they feel informed. Think about...Why am I going? How will the money be used to reach people? What impact will it make? What kind of spiritual growth will happen in your life?

- People give because they believe their gift will change lives. Help them understand how their gift will benefit God's Kingdom.

- People give if you make them feel as much a

part of the trip as those going. Communicate with them before, during, and after the trip. They need to know you are depending on their prayer and support.

- People give when they see that you are completely committed to this and enthusiastic about it! People are excited to see others with a passion and are then inspired to support them.

- Remember, people are motivated by vision, not by need.

RAISING SUPPORT

Make sure that your supporters know that in order to receive a tax deduction they need to make their checks payable to Mount Hope Church.

Sample Fund Raising Letter #1

(Insert Current Date)
(Your Name)
(Your Address Goes Here)

Dear (Insert Name of Potential Supporter)

I am writing to share some exciting news with you regarding an opportunity to share the Gospel message.

In (insert trip dates here), I am joining a team from my church and going on a missions trip to (insert destination here) . My team will be (add a paragraph or two describing the trip)

I appreciate your consideration of support. Included is a return envelope for your use. I sincerely appreciate your prayerful consideration in helping make my mission trip possible.

Sincerely, (Insert Your Name Here)

P.S. If you have any questions about the short-term mission trip, please feel free to contact me at (Your Phone Number or Email). I thank you so much for your faithful prayers and financial support.

Please make checks out to:

Mount Hope Church with my name in the memo line.

You can send the check back to me or mail directly to Mount Hope Church at:
8363 Embury Rd.
Grand Blanc, MI 48439

Sample Fund Raising Letter #2

Dear Friends and Family:

I hope this letter finds you doing well. I have some exciting news that I'd like to share with you. For some time now, I have had the desire to go on a short-term mission trip, and now I have that opportunity! I will be traveling to (destination here) on (trip dates here) with a team from Mount Hope Church. We will be working with (insert missionary or organization we will be working with along with a brief description of what they do) .

(Write a paragraph describing what you will be doing on your trip)

As I have started to prepare for this missions opportunity, I have been overwhelmed with a sense that something great is going to happen in and through me. This will be my first mission trip experience, (don't write that if it isn't!) and I anticipate being stretched and broken and made new daily. If you would like to share with me in this powerful ministry, here are some important things that you can do:

Pray that God would strengthen me spiritually to do the work He has called me to do.

Pray that this trip would encourage and forever change the lives of the people of (destination).

Pray that my health would remain strong.

Obviously, this trip will be expensive. The team members are responsible for raising a percentage of the trip cost that includes airfare, food, lodging, and transportation. This cost is approximately \$(amount). I feel confident that since God has called me to do this, He will also provide a way. I would greatly appreciate your prayerful consideration of giving financially to help me meet this need. If you are able to make a gift to the church to help with my expenses, please make checks payable to:

Mount Hope Church.

8363 Embury Rd.

Grand Blanc, MI 48439

Please write my name in the memo line of your check

I thank you in advance for taking the time to consider supporting me prayerfully and/or financially. If you have any questions or would like more information on the trip, please do not hesitate to call me at xxx-xxx-xxxx, or email me at xxx@xxx.com. I look forward to sharing this experience with you upon my return.

Blessings,

Sample Fund Raising Letter #3

Dear Friends and Family:

I have some exciting news that I'd like to share with you. I have an opportunity to travel to San Marcos Guatemala on October 15th on a short-term mission trip with Mount Hope Church. Our team will be working at an orphanage, building new bedrooms, and playing with and ministering to the children. We will also have the opportunity to do street performances (puppet shows, dramas, balloon animals) and teach Vacation Bible School to the children. In the evenings, we will minister in local churches. Fortunately, interpreters will be attending!

In order to make this possible, we need to assemble a strong supporting team. People like you may lift us up in daily prayer and/or give a financial gift toward the expense as we seek to serve God in this area. The total amount that each team member needs to raise is \$1,300. This amount includes travel, expenses, food, lodging, and transportation.

I would appreciate your prayerful consideration of giving financially to help me meet this need. If you are able to make a gift to the church to help with my expenses, please make checks payable to:

Mount Hope Church.

8363 Embury Rd.

Grand Blanc, MI 48439

Please write my name in the memo line of your check

I thank you in advance for taking the time to consider supporting me prayerfully and/or financially. If you have any questions or would like more information on the trip, please do not hesitate to call me at xxx-xxx-xxxx, or email me at xxx@xxx.com I look forward to sharing this experience with you upon my return.

Blessings,



WHERE GOD GUIDES, HE PROVIDES!

THE CONNECTION BETWEEN PRAYER AND RAISING SUPPORT

You are about to step out on an incredible faith journey. This trip will challenge you and cause you to grow in many ways, including your faith walk.

Prayer is a huge part of your preparation. Unfortunately, it is often over-looked. Set aside some time each and every day between now and the date that you board the airplane to spend time with your Heavenly Father. He wants to provide for you. He will provide for you! You just have to ask in faith and do the natural things that He leads you to do when it comes to raising the funds for your trip.

One way that the enemy will try to discourage you and keep you from going on a mission trip is to get your eyes on the financial cost. Most trips range from \$1,200.00- \$3,000.00. If the devil can get you to worry and stress out about the money then he can possibly discourage you from going altogether. Remember it is *God who will supply all of your needs according to HIS riches in glory!* (Phil. 4:19.)

Following is a list of some things to take to the Lord in prayer...

- peace that you are following His will

- growing faith as you rely on Him to provide financial support
- wisdom for your team leaders
- unity of purpose for your team
- clear vision of God's plans, and for the removal of all distractions
- opportunities to share your story with those who need Him
- insight and understanding for the people and culture you will be serving
- safe travel and smooth planning of all the details
- God to prepare the hearts of the people that you will encounter

Keep in touch with your supporters!

one-on-one conversations, letter-writing, email your partnership team, lots of Facebook posts & pictures, send out a newsletter, follow-up after the trip is over so they can celebrate with you!

And my God shall supply all your needs according to His riches in glory by Christ Jesus.
Philippians 4:19

Cast all your anxiety on Him because He cares for you.
1 Peter 5:7

For everyone who asks receives, and he who seeks finds, and to him who knocks it will be opened.
Matthew 7:8

Therefore I tell you, whatever you ask for in prayer, believe that you have received it, and it will be yours.
Mark 11:24

And God is able to make all grace abound to you, so that having all sufficiency in all things at all times, you may abound in every good work.
2 Corinthians 9:8

HEALTH & SAFETY

Safety is our NUMBER ONE PRIORITY! We want to create an environment that is secure, so that we can minister effectively. We have a couple of simple safety precautions to ensure each member of the team is safe. The first is NEVER BE ALONE. You will be assigned to a group before we travel. Stay with your group. An approved group is a minimum of 3 people, one of which is a male 18 or older.

By using a little common sense and a little care, you should have no problems with your health while on a mission trip.

We suggest that you bring a hand gel that is antibacterial, and Handi-wipes for use throughout the day, as soap and water are not always available.

The most common ailments experienced by visitors are an upset stomach and diarrhea. The major cause of this problem is the non-purified water. Carry bottled water with you and do not eat food from roadside vendors. Do not eat raw vegetables (including salad) that have not been washed in clean water (just ask your leader). Eat only peeled fruit. Sodas are generally safe to drink. Food in recommended restaurants is quite delicious and inexpensive—enjoy!

Remember....

- Report any illness to your team leader.
- Water should not be used for drinking unless you are certain it is purified and safe. This includes water in motels and restaurants.
- Use bottled water for brushing your teeth.
- Be sure to drink a lot of bottled water to avoid dehydration. Powdered Gatorade is great to bring and keeps you hydrated.

Immunizations & Vaccinations

Mount Hope Church recommends but does not require each person to get the proper immunizations that are recommended by the Center for Disease Control (CDC) www.cdc.gov/travel/destinat.htm. Please check with your team leader to determine what may be needed for

your trip. Consult with your physician or a local travel clinic. Some shots must be given 4-6 weeks prior to your trip!

Fees for immunizations and vaccinations are NOT included in the price of the trip. Tetanus/Diphtheria vaccinations should be considered for ALL trips. You may also need to get a prescription from your physician for malaria medication. Depending on where you are going to.

Research Your Country and Learn the Language

Study the culture, people, history, religion, customs and anything else that will help you understand the people you will be ministering to. Also, learn some basic phrases and sayings to use on your trip. You will be amazed at how much your effort will be appreciated by the locals!



WHAT TO PACK

Paperwork:

- ___ Copy of insurance card
- ___ Passport
- ___ Visa (if needed)
- ___ Money (unmarked and not torn – newer smaller denomination bills are recommended)
- ___ Tickets/ Itinerary
- ___ Bible
- ___ Journal
- ___ Thank you notes
- ___ Ministry resources/notes

Misc.:

- ___ Charger for phone or laptop
- ___ Mini flash light
- ___ Alarm clock (battery-operated)
- ___ Pens
- ___ Rain poncho (lightweight – can buy them at Walmart or most Dollar stores)
- ___ Insect/ mosquito repellent w/ DEET (needs to be at least 35-50% concentrate)
- ___ Toilet paper (comes in small plastic sealed containers.)
- ___ Antibacterial wipes for face and body (when water is scarce, they're helpful)
- ___ Hand sanitizer (Plan to always carry a bottle on your person.)
- ___ Sun screen
- ___ Sunglasses
- ___ Hat
- ___ Inflated pillow, ear plugs for plane
- ___ Kleenex tissues (individual packages)
- ___ Plastic bags for dirty laundry
- ___ Hanger and 2 clothespins
- ___ Extra contacts
- ___ Fanny or neck pouch to carry passport and money.
- ___ Converter/ electrical adapters (if needed, be mindful of voltage requirements)
- ___ Safety pins (pin a few in your big suitcase)
- ___ Ipod/ earphones
- ___ Splenda or sweetener

Medical:

- ___ Prescription meds (malaria pills, amox, cipro - keep all medications in original bottles)
- ___ Band-aids, Neosporin, wipes
- ___ Immodium/ anti-diarrheal meds
- ___ Dramamine
- ___ Ibuprofen or Tylenol
- ___ Cold/ sinus meds
- ___ Powder or Vitamin D ointment (especially if it will be hot - you WILL get chaffed)
- ___ Throat/ cough drops

Personal Care items:

- ___ Shampoo, conditioner, gel, hairspray
- ___ Toothbrush, toothpaste (take an extra toothbrush)
- ___ Bath towel/ hand towel/ washcloth (can get disposable washcloths)

- ___ Feminine hygiene products
- ___ Comb / brush
- ___ Razor
- ___ Q-tips
- ___ Deodorant
- ___ Make-up

Think through what you use every day for personal care items to make sure that you have everything.

Clothing:

- ___ Comfortable shoes
- ___ Flip flops to wear in the hotel shower
- ___ Sweater / lightweight jacket
- ___ Extra underwear
- ___ Pajamas
- ___ Whatever clothes fit what you're doing
- ___ Slip
- ___ Skirts
- ___ Capris
- ___ Shirts
- ___ Bathing suit
- ___ Shorts / T-shirts
- ___ Shoes / Sneakers
- ___ Suit / Tie (if needed for church services)

Snacks:

- ___ Baggies of pretzels, raisins, craisins, ritz crackers, yogurt covered fruits, nuts
(Put in small baggies or get the pre-packaged snacks. They're easy to pack.)
- ___ Gum / mints / lifesavers

Notes:

*Make sure you don't carry anything on your person with a point such as a pocket knife, etc. The less you carry in your pockets the better because you have to unload your pockets at every security checkpoint.

** This list is not all-inclusive.

DO NOT Pack or Wear:

- Mini skirts—all skirts should be BELOW the knee
- Short shorts (most places shorts are not allowed)
- Two piece bikinis
- Spandex
- Midriff tops, off the shoulder, spaghetti straps, or tank tops
- Clothing with ads for tobacco or alcohol (Duh!)
- Do not take anything you don't need.
- Leave valuables at home!

Talk to your team leader about specific dress requirements for your trip. Certain cultures have specific guidelines that you need to follow in order to avoid offending the locals and damaging the work of the ministry.

DRESS CODE

This dress code is given as a general guideline and may vary on certain trips. Always check with your team leader for a final word on dress code.

Dress Code for Men/Boys

Day Ministry Attire

- jeans or khakis
- missions t-shirt / or polo / button shirt
- walking shoes (no sandals or flip flops)

Church/Conference/Crusade Attire

- collared shirt
- slacks
- dress shoes
- suit & tie (if needed)

Hotel/Free Day

- shorts (no short shorts)
- t-shirts
- sandals/flip flops
- modest swimming suit

Dress Code for Women/Girls

Day Ministry Attire

- jeans or khakis, capris may be acceptable
- missions t-shirt / dress t-shirt / button shirt
- walking shoes (no sandals or flip flops or open toes)

Church/Conference/Crusade Attire

- skirt or dress below the knees
- dress slacks
- dress shoes
- no leggings or tights
- jacket or sweater

Hotel/Free Day

- shorts (no short shorts)
- t-shirts
- sandals/flip flops
- modest swimming suit

Always bring a jacket or sweatshirt of some kind on the trip. You never know if the weather will change.

Scriptures to Meditate upon

Therefore pray earnestly to the Lord of the harvest to send out laborers into his harvest.

Matthew 9:38

Therefore go and make disciples of all nations, baptizing them in the name of the Father and of the Son and of the Holy Spirit, and teaching them to obey everything I have commanded you. And surely I am with you always, to the very end of the age."

Matthew 28:19-20

Those who give to the poor will lack nothing, but those who close their eyes to them receive many curses.

Proverbs 28:27

"...Truly I tell you, whatever you did for one of the least of these brothers and sisters of mine, you did for me."

Matthew 25:40b

Nor is there salvation in any other, for there is no other name under heaven given among men by which we must be saved."

Acts 4:12

Ask me, and I will give you the nations as your inheritance and the ends of the earth as your own possession.

Psalms 2:8

For I am not ashamed of the gospel of Christ, for it is the power of God to salvation for everyone who believes, for the Jew first and also for the Greek.

Romans 1:16

And how shall they preach unless they are sent? As it is written: "How beautiful are the feet of those who preach the gospel of peace, Who bring glad tidings of good things!"

Romans 10:15

The wicked flee though no one pursues, but the righteous are as bold as a lion.

Proverbs 28:1

Spiritual Preparation



DEVOTIONS & PRAYER

Take advantage of the time before your trip to prepare your heart for the work that God wants to do in your life. You will not be effective in serving others until you completely surrender your heart to God and are open to what He wants to do through you.

- Make time each day to study God's Word and allow Him to make you the person that He has created you to be.
- Memorize scriptures that apply to missions and evangelism.
- Meditate on scriptures that apply to salvation and healing. (there are many in this manual)
- Pray daily for the people of the nation you will be going to.
- Pray for your leaders.
- Pray for team unity.
- Pray for extraordinary favor with all governing authorities.
- Pray for the safety of your trip.

JOURNALING

Journaling may be something that you are not accustomed to but it can be a great tool for your missions trip. Journaling gives you the chance to document your trip for later reflection, record the miracles and workings of God that you witness, and to express yourself to God through your writings. You may want to consider taking a journal along on the trip with you, and maybe even begin journaling now as you prepare for the trip.

While journaling you can keep track of what you did and how you felt each day. Write down your prayers and requests. Ask God questions and record His answers. You will find that your journal entries will provide great encouragement to you in the future.



Now to Him who is able to do exceedingly abundantly above all that we ask or think, according to the power that works in us, to Him be glory in the church by Christ Jesus to all generations, forever and ever. Amen.

Ephesians 3:20-21



GOALS

The first rule of any missions trip is to BE FLEXIBLE! Don't go into your trip with rigid expectations. Things are always changing; schedules, appointments, meetings....it's going to happen. So go into the trip knowing this and have a heart that can adapt and flow with the changes.

Take some time and think through your personal goals in these areas:

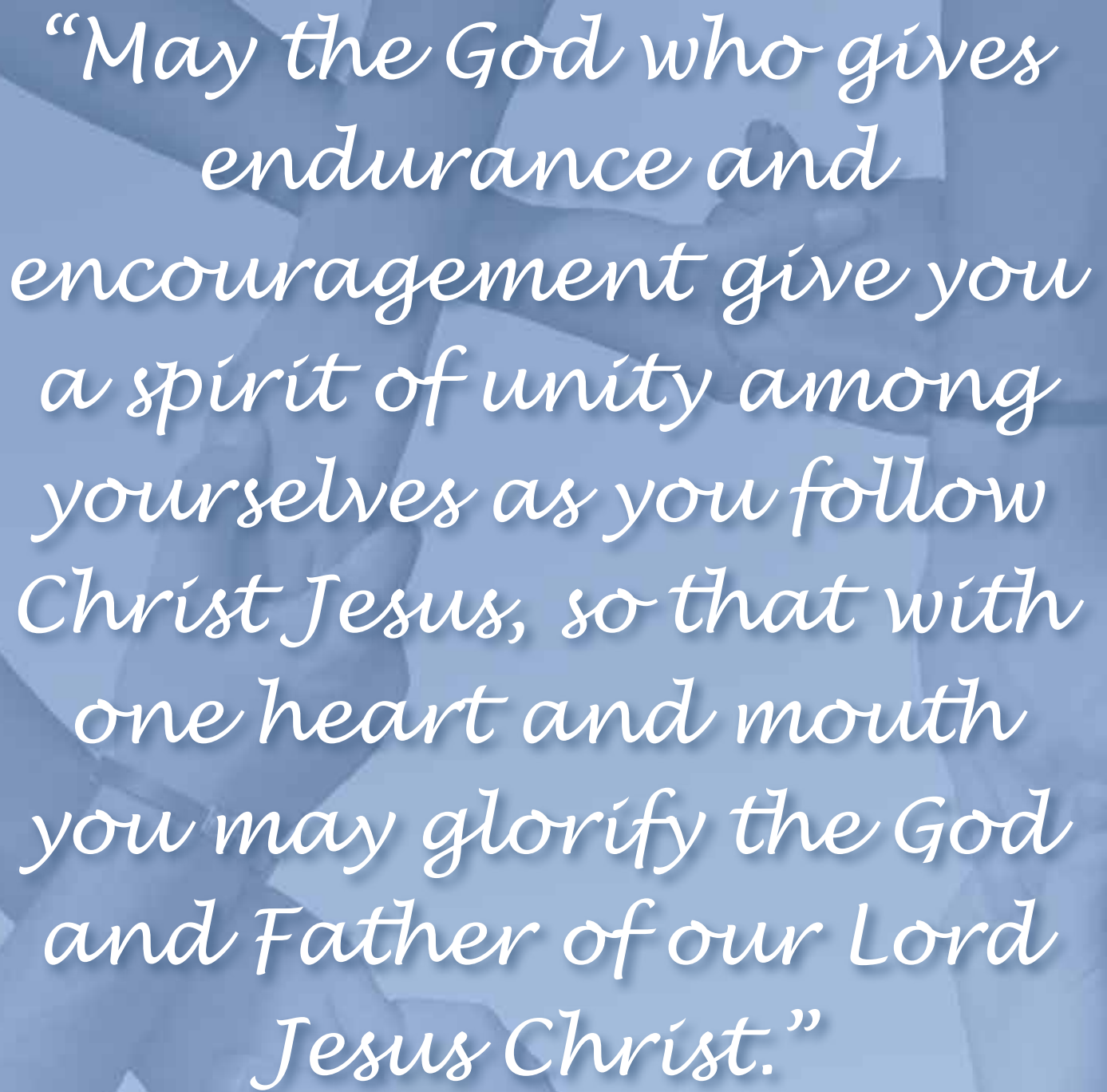
In what areas do you want to grow and be challenged?

How can you use and improve your spiritual gifts to help your team?

How do you want to see God work with you and your team mates?

What kind of insights do you want to come away with spiritually, practically and culturally?





*“May the God who gives
endurance and
encouragement give you
a spirit of unity among
yourselves as you follow
Christ Jesus, so that with
one heart and mouth
you may glorify the God
and Father of our Lord
Jesus Christ.”*

-Romans 15:5

TELLING YOUR STORY

1. What's the Purpose of giving your testimony?

To share with others about Christ. Talk about your experience with Christ in a plain, appealing and natural way so that others will want to know Him and will know how they can know Him.

2. Some Good Examples

Mark 5- Demoniac
John 9- Blind Man

John 4:29- Samaritan Woman
Acts 9, 22, 26- Paul

3. Do's

1. Do begin with an impact.
2. Do smile.
3. Do know your audience level.
4. Do stress benefits of the Gospel.
5. Do look them in the eye.
6. Do talk loud enough.
7. Do concentrate on those listening and how they're responding to the Gospel.
8. Do make your exit sweet; they will remember the last thing you say the most.
9. Do lift up Jesus and what He has done in your life.

4. Don'ts

1. Don't be boring.
2. Don't go too long (2 min. max).
3. Don't preach at them.
4. Don't criticize people or churches.
5. Don't feel you have to save everyone there, that is God's job.
6. Don't look down at the ground.
7. Don't overemphasize what you were like before Christ came into your life.
8. Don't give Satan the glory.
9. Don't use religious words or phrases that they won't understand.

<u>Religious Words</u>	<u>Possible Substitutes</u>
Believe	Invite Christ to come into my life through prayer
Sin	Disobedience, turning my back on God, breaking His laws
Went forward	Decided to turn my life over to God
Under the blood	God forgave me of my failures
Accepted Christ	Invited Christ to come into my life through prayer
Saved	Became a Christian, delivered from penalty of disobedience
Prayed through	Sincerely prayed
Christian	Someone who has turned their entire life over to God
Church	A meeting like this

5. Include Human Interest and Humor

6. Include the following:

Before: Brief sketch of what your life was like before you became a Christian.
How: Specifically how you invited Jesus into your life.
After: How your life is different now that you are a Christian.

And they overcame him by the blood of the Lamb and by the word of their testimony...

Revelation 24:11a

MY TESTIMONY

Answer the questions on this worksheet to help you prepare your testimony.

1. Why did I become a Christian?

Why did I need Christ and His gift of eternal life? (i.e. loneliness, fear, guilt, drugs, broken home, purpose....) Emphasize that all have sinned, not when and where.

2. What did Jesus do for me?

The benefits of being a Christian. What has Christ and His gift of eternal life meant to you? Did He give you hope, peace and purpose in life, etc?

3. Why should someone else accept Jesus? What can He do for them?

4. How does someone accept Jesus?

How did you receive Christ? They should know how to come to Christ- use Scripture.

Be prepared to share a brief 1-3 minute and a longer 5 minute version of your testimony.

THE VALUE OF YOUR TESTIMONY

- It is unique! There are no others like it.
- It is personal and easy to understand.
- You are the authority on it. It's difficult to argue with!
- It lets your listener see you are human.
- People love to hear personal stories, and they remember them.
- It builds a relational bridge.
- It is your most effective witness.

SHARING YOUR FAITH

Here is a simple yet effective 5 point plan to share the Gospel

1. John 3:16 - Describe God's love for everyone.

John 3:16- For God so loved the world that He gave His one and only Son, that whoever believes in Him should not perish but have everlasting life.

2. Romans 3:23 - Describes "the problem."

Romans 3:23- For all have sinned and fall short of the glory of God.

3. Romans 6:23 - Describes "the penalty."

Romans 6:23- For the wages of sin is death but the gift of God is eternal life through Jesus Christ our Lord.

4. Acts 3:19 - Gives us "the solution."

Acts 3:19 - Repent therefore and be converted, that your sins may be blotted out, so that times of refreshing may come from the Lord.

5. Romans 10:9 - Gives us the "How to's."

Romans 10:9- That if you confess with your mouth the Lord Jesus and believe in your heart God raised Him from the dead, you will be saved.



THE POWER OF PRAYER PARTNERS

Jesus made it very clear that there is power in agreement. *Again I say to you, if two of you agree on earth about anything they ask, it will be done for them by my Father in heaven. Matthew 18:19.* One of the greatest assets you can have during your trip is prayer partners. Find at least 6 people who will agree with you, regularly lift you up in prayer, and believe God with you for great things.

What are you going to ask your prayer partners to pray for?

Boldness in witnessing

Money for my trip

Love- to be able to accept others

That I make my deadlines

ATTITUDE

Remember that your attitude determines your altitude! Attitude is everything. One of our number one rules on any missions trip is no complaining. It is important that we maintain a positive faith-filled attitude at all times. There will be times that the schedule keeps changing, events are starting later than planned, you are hot, your shower is cold etc., you will be tempted to get a bad attitude and complain about the situation, but you won't! The power of team unity is important. Always guard your heart!



Attitude is:

The “advance man” of our true selves
Its roots are inward but its fruit is outward
It is our best friend or worst enemy
It is more honest and more consistent than our words
It is an outward look based on past experiences
It is a thing which draws people to us or repels them from us
It is never content until it is expressed
It is the librarian of our past
The speaker of our present
It is the prophet of our future

Above all else, guard your heart, for everything you do flows from it. Proverbs 4:23



EXPERIENCING A DIFFERENT CULTURE

- Always respect others and act as a servant.
- Have a willingness to submit and try new things.
- We are guests-don't act like it is your home.
- Ask questions, and try to understand their culture and customs.
- Be honest about your feelings, and discuss them with your team.

Remember that God can use our discomfort about cultural differences as a way of stretching us and giving us a larger view of Him and His world.

“...Observe them carefully for this will show your wisdom and understanding to the nations...” Deuteronomy 4:6

10 TIPS FOR EFFECTIVE CROSS-CULTURAL COMMUNICATION

by Neil Payne

Communicating across cultures can be confusing and uncertain—unless you have the right frame of mind and approach. These practical strategies can help you prevent misunderstandings and communicate effectively across cultures.

1. Slow Down.

Even when English is the common language in a crosscultural situation, this does not mean you should speak at normal speed. Slow down, speak clearly, and ensure your pronunciation is intelligible.

2. Separate Questions.

Try not to ask double questions such as, “Do you want to carry on, or shall we stop here?” In a cross-cultural situation only the first or second question may have been comprehended. Let your listener answer one question at a time.

3. Avoid Negative Questions.

Many cross-cultural communication misunderstandings have been caused by the use of negative questions and answers. In English we answer “yes” if the answer is affirmative and “no” if it is negative. In other cultures a “yes” or “no” may only be indicating whether the questioner is right or wrong. For example, the response to “Are you not coming?” may be “yes,” meaning “Yes, I am not coming.”

4. Take Turns.

Cross-cultural communication is enhanced through taking turns to talk—making a point and then listening to the response.

5. Write it Down.

If you are unsure whether something has been understood, write it down and check. This can be useful when using large figures.

6. Be Supportive.

Effective cross-cultural communication is in essence about being comfortable. Giving encouragement to those with weak English gives

them confidence, support, and a trust in you.

7. Check Meanings.

When communicating across cultures, never assume the other party has understood. Be an active listener. Summarize what has been said in order to verify it. This is a very effective way of ensuring accurate cross-cultural communication has taken place.

8. Avoid Slang.

Even the most well educated foreigner will not have a complete knowledge of slang, idioms, and sayings. The danger is that the words will be understood but the meaning missed.

9. Watch the humor.

In many cultures business is taken very seriously. Professionalism and protocol are constantly observed. Many cultures will not appreciate the use of humor and jokes in the business context. When using humor think whether it will be understood in the other culture. For example, British sarcasm usually has a negative effect abroad.

10. Maintain Etiquette.

Many cultures have certain etiquette when communicating. It is always a good idea to undertake some cross-cultural awareness training or at least do some research on the target culture. Cross-cultural communication is about dealing with people from other cultures in a way that minimizes misunderstandings and maximizes your potential to create strong cross cultural relationships. The above tips should be seen as a starting point to greater cross-cultural awareness.

Spiritual Warfare



THE REALITY OF SPIRITUAL WARFARE

A Spiritual Warfare Study for Your Team:

When it comes to spiritual warfare most people are too hot or too cold. They are either the ones that say “there are demons behind every bush” or “I haven’t noticed there was a devil and let’s not talk about it lest he start picking on me.” Often times we get out of balance when it comes to spiritual warfare. On a scale of one to ten, with one being no awareness of spiritual warfare, where do you fall?

Our secularized culture has disarmed us to the spiritual nature of life; we forget that we “wrestle not against flesh and blood, but against principalities, against powers... and against the spiritual forces of evil in the heavenly realms” (Ephesians 6:12). As a result, we rely on our own resources when we encounter adversity, and thus we are quickly discouraged and defeated. To be truly prepared for life we need to know how to be fed, nourished, and equipped with the resourceful life of Christ. We need to understand the reality of spiritual conflict and know the resources that God has given us for standing firm.

When we read about the devil and the principalities of evil it can get kind of scary. Sometimes it is tempting to think that if we don’t bother the devil, he won’t bother us. Here’s some good news and some bad news. First, the bad news—it doesn’t work that way. The devil has declared war on you and if you didn’t know it then he’s been having a heyday with you. The good news is that the devil was stripped of all his power and Christ has given us authority over him and the sin he wants us to commit.



“Be self controlled and alert. Your enemy the devil prowls around like a roaring lion looking for someone to devour. Resist him, standing firm in the faith because you know that your brothers throughout the world are undergoing the same kind of sufferings.” -1 Peter 5: 8-9

Read 1 Peter 5:8. How does Peter describe the devil?

What things does Peter tell us to do in verses 8 and 9?

What things should you be alerted to while preparing for this mission trip?

Read Ephesians 6: 11-12. What do you think the schemes of the devil may be for your team?

List some spiritual battles you think are faced by the people to whom you are going to minister:

What do you think it means not to “struggle with flesh and blood?” Who should we struggle with?

Think back to the last time you were angry with someone or some situation. How could you have struggled with the enemy instead of flesh and blood?

People involved in other religions, paganism, demon worship, animism, etc., don't always think that what they are doing is the worship of Satan. If they did, they would certainly run. They see themselves as worshiping their god. They have simply been blinded to the truth; therefore we must RESPECT them and pray for Christ to open their eyes to the truth.

Read 2 Corinthians 10:3-5. How do people deal with things in a worldly way?

THOUGHT TO REFLECT ON

Are you impressed with God and only aware of Satan, or are you impressed with Satan and only aware of God?

Read Hebrews 2:14:15. You do not receive your authority over the enemy at a certain age, or after you have been a Christian for a certain number of years, or even after you read the Bible. God gave you authority the minute you asked Him into your heart.

Most non-Christians think that God is equal, but opposite, from the devil. It is like this big tug of war with equal and opposing forces. This is a lie which tries to give us the image of a puny God and a powerful devil. The fact is that God created Lucifer, who then rebelled and became the devil. It is God who the devil has to answer to. It will be God who will put the devil in his place in the lake of fire. If we want to compare God and the devil it would be like comparing Niagara Falls to a drip from a faucet, or a heavy weight boxing champion to an ant, or a brilliant sunset to a pile of ashes.

Read 1 John 4:4. God has given us authority over the enemy.

Is there anything in your life that this truth does not apply to? Take some time and reaffirm God’s truth in situations in your life that you may struggle with. Remember that God who is in you is greater than anything you face.

THE ARMOR OF GOD

We often enter the world wearing only the helmet of salvation, knowing that we are forgiven and saved through Jesus Christ. A helmet is great, but without the full armor we are thoroughly unprotected. God has provided us with all the authority we need to manifest his authority over areas that the adversary seeks to dominate. Knowing how to use these resources is a vital dimension of maturing in Christ and engaging in ministry.

What type of weapons do you think Paul wants us to fight with? See Ephesians 6:13-17; 2 Corinthians 6:7

List the various items of armor, and describe the significance of each for our protection.

Take a moment to ask God to show you some areas where you and your team may be under attack, and then pray for that person or that situation.

*Some want to live within the sound
of church and chapel bell.
I want to run a rescue shop
within a yard of hell - CT Studd*

TRUTHS ABOUT SPIRITUAL WARFARE

The devil is real and he is our enemy.

1 Peter 5: 8-9

John 10:10

Jesus has overcome the devil. The victory has already been won.

1 John 4:4

John 16:33

1 John 2: 12-14

Hebrews 2:14-15

As Christians we have the full power of God with which to fight the enemy.

Matthew 28:18-20

2 Corinthians 10:3-5

Satan's primary means of attack is by deception and lies.

Revelation 12:9

John 8:44

Genesis 3:5

A true believer can give a "foothold" to Satan in his life, but a true Christian can never be possessed by a demon because we belong to Christ; we have been bought with the price of the blood of Christ.

1 Peter 1:18-19

When you attempt to serve God in your life and through your missions team, Satan will attack you and spiritual warfare will be involved.

John 16:33

Christ has equipped us with all the weapons we need to fight spiritual battles.

Ephesians 6:10-18

Spiritual warfare is not fought against people, but against Satan.

Ephesians 6:12

"I have told you these things, so that in Me you may have peace. In this world you will have trouble. But take heart! I have overcome the world!"

– John 16:33

"You dear children are from God and have overcome them because the One who is in you is greater than the one who is in the world."

–1 John 4:4

"In truthful speech and in the power of God; with weapons of righteousness in the right hand and in the left." –2 Corinthians 6:7

"For you know that it was not with the perishable things such as silver or gold that you were redeemed from the empty way of life handed down to you from your forefathers, but with the precious blood of Christ, a lamb without blemish or defect." –1 Peter 1:18-19

"For though we live in the world, we do not wage war as the world does. The weapons we fight with are not weapons of this world. On the contrary, they have divine power to demolish strongholds. We demolish arguments and every pretension that sets itself up against the knowledge of God, and we take captive every thought to make it obedient to Christ."

–2 Corinthians 10:3-5

"The great dragon was hurled down—that ancient serpent called the devil or Satan, who leads the whole world astray. He was hurled to the earth, and his angels with him." –Revelation 12:9

"Be strong in the Lord and in His mighty power. Put on the full armor of God so that you can take your stand against the devil's schemes. For our struggle is not against flesh and blood, but against the rulers, against the authorities, against the powers of this dark world and against the spiritual forces of evil in the heavenly realms."

–Ephesians 6:1

And the God of peace will soon crush Satan under your feet –Roman 16:20a

IDENTIFYING SPIRITUAL WARFARE

Learn to use your spiritual eyes to identify spiritual warfare within your team. How does the enemy attack your team? By attacking your unity! Satan sows discontent within your team in any way he can. Just before Jesus was arrested to be tried and crucified, He prayed for His disciples to receive something that was essential to God's mission. What was it?

Unity is not the only issue the enemy will attack. List other ways the enemy will wage war within your team.


List what you can do to protect your team against the enemy's divisive wiles.

Realize that the enemy will attack the project itself. If the enemy can't get at your team to make you ineffective, then he'll attempt to sabotage what you're trying to do.

- The flight is running late and you may not make your connection. Is this a spiritual battle?
- The connection at the airport is not there to meet you in this foreign land. Is this a spiritual battle?
- The generator, or projector, or computer, or _____ (add anything that is supposed to work) does not operate just before your team most needs it. Is this a spiritual battle?
- Rain has made getting to your area of ministry virtually impossible. Is this a spiritual battle?

Understand the people with whom you interact. You are encountering people who not only believe in the spirit world, they live with the spirit world. The Bible clearly states that Satan holds people without Christ as captives.

No amount of your own effort—not church planting, leadership training, financial enterprise, medical aid, no reeducation— will change a person's heart condition toward Jesus Christ. Anything you do for people that originates from you and is separate from the Holy Spirit accomplishes nothing for God's kingdom.



ENGAGING IN SPIRITUAL WARFARE

Identify five key “weapons” to use in spiritual warfare...

How do you win the spiritual battle that will be raging all around you as you plan for, prepare for, carry out, and return from this mission trip?

1. Get in shape and expect to be attacked!

“Endure hardship with us like a good soldier of Christ Jesus.” –2 Timothy 2:3-4

2. Be self-controlled and alert (discern spiritual realities behind situations and circumstances).

“Be self-controlled and alert. Your enemy the devil prowls around like a roaring lion looking for someone to devour. Resist him, standing firm in the faith, because you know that your brothers throughout the world are undergoing the same kind of sufferings.” –1 Peter 5:8-9

3. Trust Christ.

“Everyone born of God overcomes the world. This is the victory that has overcome the world, even our faith. Who is it that overcomes the world? Only he who believes that Jesus is the Son of God.” –1 John 5:4-5

“In this world you will have trouble. But take heart! I have overcome the world.” –

John 16:33b

4. Use God’s plans and weapons.

“We are human, but we don’t wage war with human plans and methods. We use God’s mighty weapons, not mere worldly weapons, to knock down the devil’s strongholds. With these weapons we break down every proud argument that keeps people from knowing God. With these weapons we conquer their rebellious ideas, and we teach them to obey Christ.” –2 Corinthians 10:3-5 NLT

5. Know who your enemy is and use God’s armor.

“Be strong in the Lord and in His mighty power. Put on the full armor of God so that you can take your stand against the devil’s schemes. For our struggle is not against flesh and blood, but against the rulers, against the authorities, against the powers of this dark world and against the spiritual forces of evil in the heavenly realms.” –Ephesians 6:10-12 “Use every piece of God’s armor to resist the enemy in the time of evil, so that after the battle you will still be standing firm. Stand your ground, putting on the sturdy belt of truth and the body armor of God’s righteousness. For shoes, put on the peace that comes

from the Good News, so that you will be fully prepared. In every battle you will need faith as your shield to stop the fiery arrows aimed at you by Satan. Put on salvation as your helmet, and take the sword of the Spirit, which is the word of God. Pray at all times and on every occasion in the power of the Holy Spirit. Stay alert and be persistent in your prayers for all Christians everywhere.” – Ephesians 6:13-18



FIRST PERSON:

4 PRINCIPLES FOR SPIRITUAL WARFARE

By Rick Warren

Every Sunday when I get in my car and drive the 20 minutes it takes me to get to the church, I put on the whole armor of God, and then I do it again before every worship service. I say, “Lord, I know eternity hangs on what I’m talking about today. There may be somebody who’s in the worship service who will never come to church again.” I recognize that I am in a spiritual battle, so I use four biblical principles in the fight:

First I acknowledge the adversary

Satan is real (1 Peter 5:8-9). When you’re being attacked, welcome to the club. It’s proof that you’re a believer. The fact is, the more you make an impact for God, the more the devil is going to fight you. You never outgrow it. It just gets more intense. If there were no devil, why would God send His Son to fight what does not exist? The Bible says God sent Jesus Christ to defeat the works of Satan. The Bible says that Satan is the prince of this world. Jesus said so. He never disputed Satan’s right to work all across the world. The Bible says in 1 John 3:8, “The Son of God came for this purpose: to destroy the devil’s work.”

Second, I accept God-given authority

Most believers are very ignorant about the authority they have for use against the devil. Matthew 28:18-19 says we have all authority in heaven and earth. Then Jesus says, “Therefore go and make disciples...” He transfers the authority to you and me. He does that because He’s given us a specific mission (2 Corinthians 5:20.) When you send an ambassador to another country, the ambassador has the full authority to represent that country. The Bible says that you, as a believer in ministry, are Christ’s ambassador.

Third, I put on the full armor of God

Take a look at the famous passage on spiritual armor in Ephesians 6:11-17. When the Apostle Paul wrote this, he was in prison. He was

chained 24 hours a day to a Roman guard. Sitting there chained to this centurion, Paul looked at him and saw a model for spiritual armor. The Roman had on a breastplate -- a piece of metal to protect his chest from spear attack. He had a strong, leather girdle around his waist to protect him. He had on boots, a shield, a helmet and a sword. Paul says just as the Roman soldier goes out to do battle, when you’re in ministry you’ll need to be dressed for battle. You put it on before you teach that Bible study, before you teach that Sunday School class, before you play that note in worship. In all these things, you need to put on your armor of God. I do this every time I speak. I mentally run through this list, putting on the full armor of God. I say, for instance, “Lord, I put on the helmet of salvation that will protect me from the thoughts the devil will try to give me. I don’t want to think the devil’s thoughts. I don’t want to think my thoughts. I want to think Your thoughts, that I may be a voice for You. I put on the belt of truth. Lord, I want to share the truth, not falsehood. I want to lead people into righteousness.”

Fourth, I aim the weapons God gave me for warfare

Not only do we have some armor, but also we have some weapons to use when we’re involved in ministry. Remember, we’re not fighting against physical people. We’re fighting against spiritual forces. The battlefield for spiritual warfare is primarily in the thought life; in your mind (2 Corinthians 10:4-5). Notice what Paul says the weapons do: They demolish arguments— that’s the way people think. They pull down pretension—that’s the way people think. We take every thought captive. In this battle for thoughts, you have four weapons: humility, faith, truth and praise. I use them every day, but especially as I’m preparing to teach God’s Word.

Rick Warren is the founding pastor of Saddleback Church in Lake Forest, CA, one of America’s largest and best-known churches.

AUTHORITY OF THE BELIEVER

By Andrew Wommack

In today's session I want to talk about the authority God has given us as believers. In order to address this, we're going to have to deal not only with the authority we have but the authority of Satan. He has been blown out of proportion. Christians have been led to believe we are fighting a being whose power is superior to ours, and we are just barely able to cope with him. That's not what the Scripture teaches at all. It does say in Ephesians 6:12, *"For we wrestle not against flesh and blood, but against principalities, against powers, against the rulers of the darkness of this world, against spiritual wickedness in high places."* So Satan is a factor; he does exist. He has a hierarchy of principalities and powers that we're dealing with, but in the verse just prior to that, it says that we have to stand against the wiles of the devil. The only power Satan really has against us is deception. He doesn't have power to just overcome us.

In Genesis 3 we see that when the first temptation came against Adam and Eve, Satan didn't come with some superior force. For instance, instead of inhabiting a mammoth or an elephant, putting his foot on Adam's head, threatening them, and saying "Serve me or else," he inhabited a snake, the most subtle creature God made. The word "subtle" means "sly, deceptive, or cunning." The reason Satan came through the snake was because he really didn't have the power to force Adam and Eve to do anything. He could only deceive. He came

against the nature and character of God and began to criticize Him, saying, "God doesn't really love you—He's holding things back from you." He used deception to tempt Adam and Eve to sin against God. They were the ones who had all the authority, and the reason Satan had to do it this way was because he didn't have power to come against God.

There's so much more I don't have time to go in to, but one of the main points I want to get across is that concerning the authority of the believer, you have to recognize that Satan has zero power

and authority over you. He is a defeated foe. His only power against you is to come against you with lies and deception. If your life is being destroyed, you can say "Satan is the one who is firing these shots at me," but you are the one who is giving him the ammunition. You're the one who has to respond to his lies and deception. If you didn't yield to Satan, he would have no inroads or power against you. In 2 Corinthians 10:3-5 it says, *"For though we walk in the flesh, we do not war after the flesh: (For the weapons of our*



warfare are not carnal, but mighty through God to the pulling down of strong holds;) Casting down imaginations, and every high thing that exalteth itself against the knowledge of God, and bringing into captivity every thought to the obedience of Christ." These scriptures are talking about the weapons of your warfare, and every weapon mentioned refers to your mind, dealing with thoughts. Satan doesn't have the power to do anything to you except through deception.

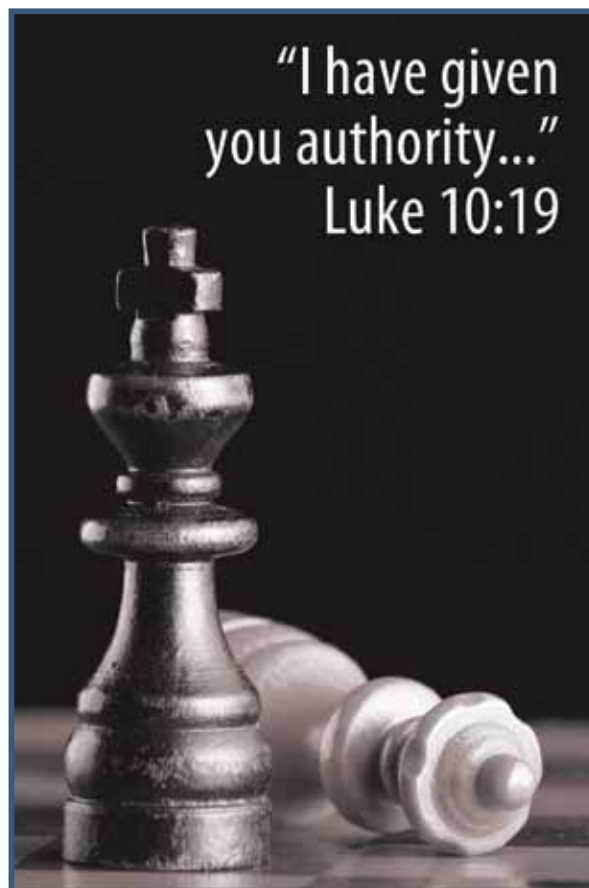
I want to quickly summarize some things. In the beginning God, of course, had all authority. All power and authority has to emanate from God because He is the only one who has power in Himself. Everything else is delegated from Him. When He created the heavens and the earth, He had all power and authority. Then in Genesis 1:26, when God created Adam and Eve, He said, *"Let them have dominion...over all the earth."* Put that together with Psalm 115:16, which says, *"The heaven, even the heavens, are the LORD'S: but the earth hath he given to the children of men."* God had ownership of everything by right of being the Creator, but He gave dominion, or authority, over the earth to physical human beings. Satan has never had the right and power to rule over the earth. He took it through deceiving man to sin. God gave that power to mankind, and when man fell, he yielded his God-given authority and power over to the devil. Satan was never given power by God to oppress man or to rule this earth.

Scripture does say that Satan is the god of this world, but it's not because God made him the god of this world. God never put Satan in a position above mankind. He gave mankind dominion and authority over this earth. The only reason Satan has ever been able to oppress, dominate, or cause the problems he does is because people yield their God-given authority to him. This posed a real problem for God, because He was a Spirit, and He had given authority over this earth to physical human beings. Only people who had a physical body had the authority and power to rule and exercise influence in this earth.

Satan had to come to us and get us to yield our authority to him. That's the reason that he likes to inhabit a body. In Scripture, demons had to have a body to possess because Satan can't do anything unless he is using a physical human body to work through. Because God was a Spirit and had given authority to physical human beings, now in a sense He had His hands tied. It wasn't because God didn't have power and authority but because of His integrity. He gave authority to physical human beings, and to be true to His own Word, He couldn't just take it back and say, "This isn't the way I wanted it; time out, stop, we're going to do it over." No, God bound Himself by His own Word. Throughout history He looked for someone He could flow through, but the problem was that all men were corrupted and had yielded themselves to Satan. So what was He to do?

What God finally did was come to the earth Himself and become a man. This is tremendous when you understand it, because now the devil was in big trouble. He had been using mankind's power, and God couldn't intervene directly to solve all these problems, because man was willfully, legally yielding his God-

given authority to Satan. Satan was wrong in what he did, but man gave him the authority and power that was theirs to give. But now, here came God, and He was no longer only the Spirit but was in the form of physical flesh. This put the devil in a bad situation, because God not only had authority in heaven, but becoming a man gave Him authority on the earth. Jesus said in John 5:26-27, *"For as the Father hath life in himself; so hath he given to the Son to have life in himself; And*



hath given him authority to execute judgment also, because he is the Son of man." He was referring to His physical body.

Jesus came and exercised God-given authority. The devil tempted Him, and Jesus never yielded to him. Satan lost in every battle with Him. Then Jesus took our sins, died for them, went to hell, rose again, and said in Matthew 28:18, *"All authority is given unto me in heaven and in earth."* He won back the authority God had given mankind, which man misused, and as God in the flesh, Jesus now had all authority in heaven and in earth. In the very next verse He said, *"Now you go, and you do these things."* In effect He was saying, *"I now have all authority in heaven and earth, and I'm sharing it with you."* This time, however, there's a unique difference in the authority God has given back to us as believers. It is joint authority between us and the Lord Jesus Christ. It's no longer given to us solely as it was to Adam and Eve. They could give the authority away, allow the devil to oppress them, and basically be hopeless, but today our authority is shared with the Lord Jesus Christ. It's like having a joint bank account that requires both signatures in order to cash a check. Our authority is shared with the Lord Jesus, and His authority is shared with the church.

Although we may fail, God is never again going to sign this authority over to the devil. Satan is absolutely powerless. He has no ability to do anything in your life except what he deceives you in and what you voluntarily yield to. You may give him authority in your life, you may suffer personally for it, but the God-given authority that was given to man will never again pass solely to the devil. It is now shared between us and the Lord Jesus, and He will remain faithful regardless. You need to recognize that you're the one who now has authority and the power. Satan is fighting you with thoughts, and your weapons are such that you can take these thoughts captive. You can recognize that it's wrong for the devil to oppress you physically and find out what the Scripture has to say about healing. John 8:32 says, *"And ye shall know the truth, and the truth shall make you free."* You're the one who has power and authority. God has given it to you, and the only thing that keeps you from exercising it is that you haven't yet taken your thoughts captive. You haven't used these spiritual weapons to renew your mind and to realize what you have. It's encouraging to find out that you're the one with authority and power.

I pray that you'll take this, meditate on it, and God will give you the revelation that you're the one Satan trembles at. You shouldn't be trembling at Satan, because you are the one who has God-given power and authority. If you resist the devil, he will flee from you (James 4:7).

Discipleship Questions

1. Read Genesis 3:1. Satan does exist, but his real power exists in his ability to deceive us. What did the serpent (the devil) try to get Eve to question? _____
2. Read Genesis 3:1. Why do you think Satan used deception? _____
3. Read Genesis 1:26, 28. Who gave man his authority? _____
4. Read Psalm 8:4-8. How did God create man? _____

continued on next page

5. Read 2 Corinthians 4:4. What does this scripture indicate happened? _____

6. Read Matthew 4:8-9. Do these verses strengthen this point? _____

7. Read Matthew 28:18. After Jesus' death and resurrection, who now has all authority in heaven and in earth? _____

8. Read Matthew 28:18-19. To whom has authority been delegated to, according to this verse? _____

9. Read Ephesians 1:19. The exceeding greatness of God's power is toward whom? _____

Copyright © 2004, Don W. Krow

Permission is granted to duplicate or reproduce for discipleship purposes on the condition that it is distributed free of charge. Discipleship Evangelism
P.O. Box 17007 Colorado Springs, Colorado 80935-7007 U.S.A.



Finally, be strong in the Lord and in his mighty power. Put on the full armor of God, so that you can take your stand against the devil's schemes.

For our struggle is not against flesh and blood, but against the rulers, against the authorities, against the powers of this dark world and against the spiritual forces of evil in the heavenly realms.

Therefore put on the full armor of God, so that when the day of evil comes, you may be able to stand your ground, and after you have done everything, to stand. Stand firm then, with the belt of truth buckled around your waist, with the breastplate of righteousness in place, and with your feet fitted with the readiness that comes from the gospel of peace. In addition to all this, take up the shield of faith, with which you can extinguish all the flaming arrows of the evil one. Take the helmet of salvation and the sword of the Spirit, which is the word of God. And pray in the Spirit on all occasions with all kinds of prayers and requests. With this in mind, be alert and always keep on praying for all the Lord's people.

Ephesians 6:10-18

DAILY CONFESSIONS FROM GOD'S WORD

I am a member of the Body of Christ and Satan has no power over me. I overcome evil with good. (Luke 10:19, 1 Cor. 12:27, Romans 12:21)

I am of God and have overcome Satan by the blood of Jesus and the word of my testimony. Greater is He that is in me, than he that is in the world. (Rev. 12:11, 1 John 4:4)

I will fear no evil for the Lord is with me, His Word and His Holy Spirit comfort me. (Psalms 23:4) Oppression, fear, and terror will not come near me or my family. (Isaiah 54:14)

God has promised as a part of my heritage that no weapon formed against me will prosper. (Isaiah 54:17)

I am the righteousness of God in Christ Jesus. (Romans 3:22)

I am delivered from the evils of this present world for it is the will of God. (Galatians 1:4)

No evil will befall me neither will any plague come near my dwelling. The Lord has given His angels charge over me and they will keep me in all my ways. In my pathway is life and there is no death. (Psalms 91:10-11, Proverbs 12:28)

I will live and not die to declare the works of the Lord. (Psalms 118:17)

Because I am a doer of God's Word, I am blessed in my deeds. (James 1:22, 25)

I take the shield of faith and I quench every fiery dart that Satan and his demons bring against me. (Ephesians 6:16)

The Lord Jesus Christ has redeemed me from the curse of the law. Therefore, I forbid any sickness or disease from coming upon this body. Every disease germ and virus that touches this body dies instantly in the Name of Jesus! Every organ, tissue, and cell of this body functions in the perfection to which God created it to function, and I forbid any malfunction in this body, in the Name of Jesus! (Galatians 3:13, Romans 8:11, Genesis 1:31, Matthew 16:19)

Because I am submitted to God and I resist the devil, he must flee from me. (James 4:7)


Great is the peace of my children for they are taught of the Lord. (Isaiah 54:13, Deut. 6:7)

Christ has redeemed me from the curse of the law. Christ has redeemed me from poverty. Christ has redeemed me from sickness and disease. Christ has redeemed me from spiritual death. (Galatians 3:13, Deut. 28)

For poverty He has given me wealth, for sickness and disease He has given me perfect health and wholeness, for death He has given me eternal life. (2 Cor. 8:9, Isaiah 53:5-6, John 10:10, John 5:24)

Because I delight myself in the Lord, He gives me the desires of my heart. (Psalms 37:4)

Because I am a cheerful giver to the Lord's work, the Word says I will receive it back in good measure, pressed down, shaken together, and running over. (2 Cor. 9:7, Luke 6:38)



*After this I looked and there before me
was a great multitude that no one could
count, from every nation, tribe, people
and language, standing before the
throne and in front of the Lamb."*

Revelation 7:9



Mount Hope Church

Ignite Your Life | www.mhcgb.com

8363 Embury Rd Grand Blanc, MI 48439